

ENG / JANUARY 2020

# PRODUCT RANGE FLOORS

## BE INSPIRED BY THE PICTURES OF OUR FLOORS

It can be difficult to reproduce the colours and patterns there are in natural materials in print. We therefore always recommend that you see a sample of the floor.

Be inspired in our  
online showroom at:

[www.floor.moland-denmark.com](http://www.floor.moland-denmark.com)

# MOLAND FLOORS

## – A WORLD OF OPPORTUNITIES

### RANGE DESCRIPTIONS

**Please note:** The descriptions are only to be used as indicative for the gradings. Always read the datasheet for the specific product for more detailed description.

#### SELECT

The Select range from Moland consists of homogeneous boards with a fine variation in colour. The floor has a calm and sophisticated expression, with few knots and minor fillings. By choosing a floor from the Select range you will get a very elegant wood floor.

#### CLASSIC

Floors from the Classic range have variation in their colour, shading, and pattern. This is reflected in a moderate number and size of knots, minor filled cracks, sapwood and colour variation in the floor, which gives it a more vibrant look. There is a moderate number of repaired knots, dark streaks, and structure variations, which all help to give the floor a natural appearance.

#### TREND

This range has a trendy look and is distinguished by its larger variation in colour, knots, shading, sapwood, dark streaks and fillings. The Trend range has a natural number and size of knots which give it a natural expression. Some of these knots can be repaired. In addition, the filled cracks give the floor a vibrant look. The natural colour and texture of the wood is clearly expressed in floors from this range and contribute to highlight the wood's unique beauty.

#### LIVING

The Living range has a more vibrant and rustic look with heavy wood grain, dark streaks, sapwood, and considerable variations in colours. There are several numbers of repaired knots in vary sizes, as well as a good number of filled cracks in vary sizes. This gives the floor a dynamic look in which the characteristics of the wood are clearly visible, and all add to the rustic appearance of the floor.

#### DESIGN

The Design range consists of 3 product groups: **Moland Purline Organic Flooring** which is an organic product, produced from natural and sustainable raw materials. **Moland Vinyl Cork** floors, traditional and classic vinyl cork floors where emphasis has been placed on preserving a natural wood appearance. **Moland High Performance Laminate** an extremely robust floor with a sealed surface which makes it easy to clean and maintain. By choosing a floor from the Design range, you will be adding to your room's visual beauty.

### LOC SYSTEMS

M2	Glue free loc system, 4 sides
M5	Glue free loc system, 4 sides – Easy
M5n	Glue free loc system / four-sided – Next (the loc system is first activated in second row)
E5	Easy Loc
T/G	Tongue and groove

Subject to printing errors.



The mark of  
responsible forestry  
FSC® C084632

FSC® labelling on flooring indicates that the product supports sustainable logging and is certified in accordance with FSC's regulations.



PEFC labelling on flooring indicates that the product supports sustainable forestry, which, in brief, means that the forest must be managed in an environmentally responsible way that is also socially beneficial and financially profitable for both current and future generations.



## GLUELESS 3-STRIP PARQUET FOR FLOATING INSTALLATION

Midle layer of wood lamellas. Approx. 3,6 mm top layer. Loc on 4 sides.

Up to 3 % can be in shorter lengths.

Beech is not suitable for underfloor heating.

### MOLALOC+ 3-STRIP

Wood type		Surface	Range	Loc	Dimensions mm	Item No.	m <sup>2</sup> per Package/Pallet
Ash	<b>FSC</b>	White oil	Classic	M5	14 x 182 x 2190	14307153	3,19 / 127,60
Ash	<b>FSC</b>	UV-Low gloss lacquer	Classic	M5	14 x 182 x 2190	14307151	3,19 / 127,60
Ash	<b>FSC</b>	UV-Low gloss lacquer, white	Classic	M5	14 x 182 x 2190	14307154	3,19 / 127,60
Ash	<b>FSC</b>	UV-Low gloss lacquer	Select	M5	14 x 182 x 2190	14309451	3,19 / 127,60
Ash	<b>FSC</b>	UV-Low gloss lacquer, white	Select	M5	14 x 182 x 2190	14309454	3,19 / 127,60
Beech	<b>PEFC</b>	UV-Low gloss lacquer	Classic	M5	13,5 x 190 x 2250	14963141	2,57 / 128,50
Oak	<b>FSC</b>	Oil	Classic	M5	14 x 182 x 2190	14307162	3,19 / 127,60
Oak	<b>FSC</b>	White oil	Classic	M5	14 x 182 x 2190	14307163	3,19 / 127,60
Oak	<b>FSC</b>	UV-Low gloss lacquer	Classic	M5	14 x 182 x 2190	14307161	3,19 / 127,60
Oak	<b>FSC</b>	UV-Low gloss lacquer, white	Classic	M5	14 x 182 x 2190	14307164	3,19 / 127,60
Merbau		UV-Low gloss lacquer	Classic	M5	14 x 182 x 2190	14307181	3,19 / 127,60



MOLALOC+ 3-STRIP / ASH LOW GLOSS LACQUER, WHITE, CLASSIC

## GLUELESS 3-STRIP PARQUET FOR FLOATING INSTALLATION

### MOLAND LOC 3-STRIP

Middle layer of wood lamellas.  
Approx. 2,7 mm top layer.  
Up to 3 % can be in shorter lengths.

Wood type	Surface	Range	Loc	Dimension mm	Item No.	m <sup>2</sup> per Package/Pallet
Ash	UV-Low gloss lacquer	Living	M2	13,3x182x2190	14308151	3,60 / 144
Ash	UV-Low gloss lacquer, white	Living	M2	13,3x182x2190	14308154	3,60 / 144
Oak	UV-Low gloss lacquer	Living	M2	13,3x182x2190	14308161	3,60 / 144
Oak	UV-Low gloss lacquer, white	Living	M2	13,3x182x2190	14308164	3,60 / 144
Oak	Oil	Living	M2	13,3x182x2190	14308162	3,60 / 144
Oak	White oil	Living	M2	13,3x182x2190	14308163	3,60 / 144

### MOLAND LOC+ 3-STRIP

Middle layer of wood lamellas.  
Approx. 2,7 mm top layer. Loc on 4 sides.  
Up to 3 % can be in shorter lengths.

Wood type	Surface	Range	Loc	Dimension mm	Item No.	m <sup>2</sup> per Package/Pallet
Oak	UV-Low gloss lacquer, white	Living	M5	13,3x182x2190	14301264	3,60 / 144



GLUELESS 3-STRIP PARQUET FOR FLOATING INSTALLATION

MOLAND SMART-LOC 3-STRIP

Middle layer of HDF.  
Approx. 2,5 mm top layer. Loc on 4 sides.  
Up to 3 % can be in shorter lengths.

Wood type		Surface	Range	Loc	Dimension mm	Item No.	m² per Package/Pallet
Ash	FSC	UV-Low gloss lacquer	Living	M5n	13 x 200 x 2400	13190151	1,92 / 107,52
Ash	FSC	UV-Low gloss lacquer, white	Living	M5n	13 x 200 x 2400	13190154	1,92 / 107,52
Oak	FSC	UV-Low gloss lacquer	Living	M5n	13 x 200 x 2400	13190161	1,92 / 107,52
Oak	FSC	UV-Low gloss lacquer, white, Brushed	Living	M5n	13 x 200 x 2400	13190164	1,92 / 107,52



MOLAND SMART-LOC 3-STRIP  
/ ASH LOW GLOSS LACQUER, LIVING



MOLAND SMART-LOC 3-STRIP  
/ ASH LOW GLOSS LACQUER WHITE, LIVING



MOLAND SMART-LOC 3-STRIP  
/ OAK LOW GLOSS LACQUER, LIVING



MOLAND SMART-LOC 3-STRIP  
/ OAK LOW GLOSS LACQUER WHITE, BRUSHED, LIVING





**moland** // Burghley

GLUELESS 1-STRIP  
FOR FLOATING  
INSTALLATION

**1-STRIP**

## GLUELESS 1-STRIP PLANK/WIDEPLANK FOR FLOATING INSTALLATION

### MOLALOC 1-STRIP

Middle layer of wood lamellas. Approx. 3,6 mm top layer. Loc on 4 sides.  
Micro bevel. Up to 12,5 % can be in shorter lengths.

Wood type	Surface	Range	Loc	Dimension mm	Item No.	m <sup>2</sup> per Package/Pallet
Pine	Lye/White oil	Classic	M2	15 x 189 x 1860	13154103	2,81 / 112,40

Middle layer of wood lamellas. Approx. 2,5 mm top layer. Loc on 4 sides.  
Two-sided micro bevel on the long side .  
\*Grey/Cappuccino four-sided macro bevel.  
Up to 12,5 % can be in shorter lengths.

### MOLAND BURGHELEY 1-STRIP

m² per							
Wood type		Surface	Range	Loc	Dimension mm	Item No.	Package/Pallet
Ash with heartwood	FSC	UV-Low gloss lacquer Pavé, white	Classic	M5	14 x 180 x 2200	13186254 / 13186254-1	2,77 / 110,80
Oak	FSC	White oil	Classic	M5	14 x 180 x 2200	13186263-1	2,77 / 110,80
Oak	FSC	Oil	Classic	M5	14 x 180 x 2200	13186262-1	2,77 / 110,80
Oak	FSC	UV-Low gloss lacquer	Classic	M5	14 x 180 x 2200	13186261 / 13186261-1	2,77 / 110,80
Oak	FSC	UV-Low gloss lacquer Pavé, white	Classic	M5	14 x 180 x 2200	13186264-1	2,77 / 110,80
Oak	FSC	UV-Low gloss lacquer	Trend	M5	14 x 180 x 2200	13187261 / 13187261-1	2,77 / 110,80
Oak	FSC	UV-Low gloss lacquer Pavé, white	Trend	M5	14 x 180 x 2200	13187264-1	2,77 / 110,80
Oak, Grey*	FSC	UV-Low gloss lacquer, Brushed	Trend	M5	14 x 180 x 2200	13189260-1	2,77 / 110,80
Oak, Cappuccino*	FSC	UV-Low gloss lacquer, Brushed	Trend	M5	14 x 180 x 2200	13189269-1	2,77 / 110,80

\*FSC 100% will gradually change to "FSC Mix". Therefore there are 2 article numbers.

Middle layer of wood lamellas. Approx. 2,5 mm top layer. Loc on 4 sides.  
Four-sided micro bevel.  
Up to 12,5 % can be in shorter lengths.  
Length of boards (1800/2200) can be determined by Moland.


### MOLAND BURGHELEY 1-STRIP

Wood type		Surface	Range	Loc	Dimension mm	Item No.	m² per Package/Pallet
Oak	FSC	UV-Low gloss lacquer	Trend	M5	14 x 155 x 1800	13184261-2	1,95 / 93,60
Oak	FSC	UV-Low gloss lacquer	Trend	M5	14 x 155 x 2200	13184261	2,38 / 114,24
Oak	FSC	UV-Low gloss lacquer Pavé, white	Trend	M5	14 x 155 x 1800	13184264-2	1,95 / 93,60
Oak	FSC	UV-Low gloss lacquer Pavé, white	Trend	M5	14 x 155 x 2200	13184264	2,38 / 114,24

#### Pavé

The word pavé comes from the French and means "cobblestone".

In a wooden floor, "white pavé floor paint" brings out the structural surface of the wood and also gives a slight roughness.



MOLAND BURGHELEY 1-STRIP / ASH WITH HEARTWOOD,  
LOW GLOSS LACQUER PAVÉ WHITE, CLASSIC





GLUELESS 1-STRIP WIDEPLANK FOR FLOATING INSTALLATION

Middle layer of wood lamellas.  
Approx. 3.0 mm top layer. (\*Walnut approx. 4.0 mm top layer).  
Loc on 4 sides. Four-sided micro bevels.  
Up to 12,5 % can be in shorter lengths.  
Not suitable for shipdeck floor.



MOLALOC+ OLD FASHION 1-STRIP

Wood type	Surface	Range	Loc	Dimension mm	Item No.	m² per Package/Pallet
Oak, brushed	Oil, handscraped	Living	M5	14 x 190 x 1900	14802262	2,89 / 115,60/130,05
**Oak, sawcut	White oil, brushed	Living	M5	14 X 190 X 1900	14801270	2,89 / 115,60/130,05
Oak Colchester	Oil, Black stained, brushed	Living	M5	14 x 190 x 1900	14800262	2,89 / 115,60/130,05
*Walnut Edinburgh	Oil, Brushed	Living	M5	15 x 189 x 1860	14801298	2,81 / 112,40/126,45

\*\* On stock approx. March







## MOLALOC+ RUSTICA 1-STRIP

Middle layer of wood lamellas. Approx. 3,5 mm top layer.  
Loc on 4 sides. Four-sided micro bevel.  
Up to 16 % can be in shorter lengths.  
Length of boards (1830/2190) can be determined by Moland.

Wood type	Surface	Range	Loc	Dimension mm	Item No.	m <sup>2</sup> per Package/Pallet
Oak	<b>PEFC</b> White oil, Brushed	Living	M5	14 x 190 x 1830	14931265	2,09 / 114,95
Oak	<b>PEFC</b> White oil, Brushed	Living	M5	14 x 190 x 2190	14931265-2	2,50 / 137,50
Oak	<b>PEFC</b> Oil, Brushed	Living	M5	14 x 190 x 1830	14931268	2,09 / 114,95
Oak	<b>PEFC</b> Oil, Brushed	Living	M5	14 x 190 x 2190	14931268-2	2,50 / 137,50

## MOLALOC+ 1-STRIP

Middle layer of wood lamellas. Approx. 3,6 mm top layer.  
Loc on 4 sides. Two-sided micro bevel on the long side.  
\*Four-sided micro bevel and 4 mm top layer.  
Up to 12,5 % can be in shorter lengths.

Wood type	Surface	Range	Loc	Dimension mm	Item No.	m <sup>2</sup> per Package/Pallet
Ash	White oil	Classic	M5n	15 x 189 x 1860	14700253	2,81 / 112,40
Ash	UV-Low gloss lacquer, white	Classic	M5n	15 x 189 x 1860	14700254	2,81 / 112,40
*Oak, smoked	Oil, brushed	Classic	M5	15 x 190 x 1900	14802267	2,89 / 115,60





## GLUELESS 1-STRIP WIDEPLANK FOR FLOATING INSTALLATION

Middle layer of wood lamellas. Approx. 3,5 mm top layer.

Loc on 4 sides. Two-sided micro bevel on the long side.

Up to 16 % can be in shorter lengths.

Length of boards (1830/2190) can be determined by Moland.

### MOLAND ASTON 1-STRIP

Wood type		Surface	Range	Loc	Dimension mm	Item No.	m <sup>2</sup> per Package/Pallet
Oak	<b>PEFC</b>	UV-Low gloss lacquer	Classic	M5	14 x 190 x 1830	14930261	2,09 / 114,95
Oak	<b>PEFC</b>	UV-Low gloss lacquer	Classic	M5	14 x 190 x 2190	14930261-2	2,50 / 137,50
Oak	<b>PEFC</b>	Oil	Classic	M5	14 x 190 x 1830	14930262	2,09 / 114,95
Oak	<b>PEFC</b>	Oil	Classic	M5	14 x 190 x 2190	14930262-2	2,50 / 137,50
Oak	<b>PEFC</b>	White oil	Classic	M5	14 x 190 x 1830	14930263	2,09 / 114,95
Oak	<b>PEFC</b>	White oil	Classic	M5	14 x 190 x 2190	14930263-2	2,50 / 137,50
Oak	<b>PEFC</b>	UV-Low gloss lacquer, white	Classic	M5	14 x 190 x 1830	14930264	2,09 / 114,95
Oak	<b>PEFC</b>	UV-Low gloss lacquer, white	Classic	M5	14 x 190 x 2190	14930264-2	2,50 / 137,50





## GLUELESS 1-STRIP WIDEPLANK FOR FLOATING INSTALLATION

### MOLALOC WINDSOR 1-STRIP

Middle layer of wood lamellas. Approx. 3,6 mm top layer.  
Loc on 4 sides. Two-sided micro bevel on the long side.  
Up to 12,5 % can be in shorter lengths.

Wood type	Surface	Range	Loc	Dimension mm	Item No.	m <sup>2</sup> per Package/Pallet
Oak	White oil	Classic	M2	15 x 240 x 1900	13177263	2,74 / 120,56
Oak	White oil	Classic	M2	15 x 240 x 2200	13178263	3,17 / 139,48
Oak	Oil	Classic	M2	15 x 240 x 1900	13177262	2,74 / 120,56
Oak	UV-Low gloss lacquer	Classic	M2	15 x 240 x 1900	13177261	2,74 / 120,56
Oak	UV-Low gloss lacquer, white	Classic	M2	15 x 240 x 1900	13177264	2,74 / 120,56
*Oak, Grey	UV-Low gloss lacquer	Classic	M2	15 x 240 x 2200	13178269	3,17 / 139,48

\* On stock approx. March

Middle layer of wood lamellas. Approx. 4,0 mm top layer. Loc on 4 sides.  
Four-sided macro bevel.  
\*White Oil four-sided micro bevel.  
Up to 12,5 % can be in shorter lengths.

### MOLAND SANDGATE 1-STRIP

Wood type	Surface	Range	Loc	Dimension mm	Item No.	m <sup>2</sup> per Package/Pallet
Oak	Hard wax oil, Brushed	Living	M2	15 x 260 x 2200	14803262	3,43 / 137,20
Oak*	White oil., Brushed	Living	M2	15 x 260 x 2200	14803263	3,43 / 137,20







moland Sandgate

EXTRA  
WIDTH

MOLAND SANDGATE 1-STRIP  
/ OAK, HARD WAX OIL BRUSHED, LIVING



MOLAND SANDGATE 1-STRIP  
/ OAK, WHITE OIL BRUSHED, LIVING



MOLAND MORELLO FOR JOISTS OR GLUE DOWN INSTALLATION

3 layer oak with 5 mm top layer.  
Four-sided macro bevel.  
Up to 12,5 % can be in shorter lengths.

MOLAND MORELLO 1-STRIP

Wood type		Surface	Range	Loc	Dimension mm	Item No.	m² per Paket
Oak	FSC	Oil, Brushed	Living	T/G	20/5 x 300 x 2000-3000	14921268	1,2 - 1,8
Oak	FSC	White oil, Brushed	Living	T/G	20/5 x 300 x 2000-3000	14921265	1,2 - 1,8

OBS! Morello is delivered in packages of each 2 boards with lengths between 2000-3000 mm.

Installation on joists, schrewed or nailed.

PRODUCTS FOR GLUE DOWN INSTALLATION

Moland also offers primer and glue for glue down installation for flooring:  
Thomsit Primer R740 and Thomsit glue P695.



MOLAND MORELLO 1-STRIP  
/ OAK, OIL BRUSHED, LIVING



MOLAND MORELLO 1-STRIP  
/ OAK, WHITE OIL BRUSHED, LIVING







MOLAND MORELLO 1-STRIP  
/ OAK, OIL BRUSHED, LIVING



OXFORD HERRINGBONE FOR GLUE DOWN INSTALLATION

For herringbone or traditional – glue down installation.  
2 layer construction with 4 mm oak top layer.  
and 7 mm backside from pine.

MOLAND OXFORD HERRINGBONE

Wood type		Surface	Range	Loc	Dimension mm	Item No.	m² per Package/Pallet
Oak - Left	FSC	Oil*	Classic	N/F	11 x 70 x 490	14942062	2,06 / 98,88
Oak - Right	FSC	Oil*	Classic	N/F	11 x 70 x 490	14942062-2	2,06 / 98,88
Oak - Left	FSC	White oil*	Classic	N/F	11 x 70 x 490	14942063	2,06 / 98,88
Oak - Right	FSC	White oil*	Classic	N/F	11 x 70 x 490	14942063-2	2,06 / 98,88
Oak - Left	FSC	Untreated	Classic	N/F	11 x 70 x 490	14942060	2,06 / 98,88
Oak - Right	FSC	Untreated	Classic	N/F	11 x 70 x 490	14942060-2	2,06 / 98,88

\*A basecoat oil which **MUST** be finished off with an extra coat of oil.  
Please see our laying instruction.



PRODUCTS FOR GLUE DOWN INSTALLATION

Moland also offers primer and glue for glue down installation for flooring:  
Thomsit Primer R740 and Thomsit glue P695.



## CAMBRIDGE HERRINGBONE FOR GLUE DOWN INSTALLATION

For herringbone or traditional - glue down installation.  
2 layer construction on spruce with 4 mm top layer.  
Four-sided macro bevel.

## MOLAND CAMBRIDGE HERRINGBONE

m² per							
Wood type	Surface	Range	Loc	Dimension mm	Item No.	Package/Pallet	
Oak - Left	FSC	Oil	Living	T/G	15 x 190 x 760	14922662	1,16 / 55,68
Oak - Right	FSC	Oil	Living	T/G	15 x 190 x 760	14922662-2	1,16 / 55,68
Oak - Left	FSC	White oil	Living	T/G	15 x 190 x 760	14922663	1,16 / 55,68
Oak - Right	FSC	White oil	Living	T/G	15 x 190 x 760	14922663-2	1,16 / 55,68



## PRODUCTS FOR GLUE DOWN INSTALLATION

Moland also offers primer and glue for glue down installation for flooring:  
Thomsit Primer R740 and Thomsit glue P695.



MOLAND CAMBRIDGE HERRINGBONE, WIDE  
/ OAK, WHITE OIL, LIVING



MOLAND FLEX PARQUET FOR GLUE DOWN INSTALLATION



MOLAND FLEX PARQUET

Solid strips for glue down installation.

Wood type		Surface	Range	Loc	Dimension mm	Item No.	m² per Package/Pallet
Oak	FSC	*Oil	Living	T/G	10 x 245 x 490	11010562	2,40 / 100,80
Oak	PEFC	Untreated	Living	T/G	10 x 245 x 490	11000560-1	2,40 / 72,00

\*A basecoat oil which **MUST** be finished off with an extra coat of oil.





## 3-STRIP PARQUET FOR JOIST OR GLUE DOWN INSTALLATION

Middle layer of wood lamellas. Approx. 3,6 mm top layer.


Up to 3 % can be in shorter lengths.

Laying: with nail, screws or glue down installation.



Beech is not suitable for underfloor heating.

### MOLAND 3-STRIP

Wood type		Surface	Range	Loc	Dimension mm	Item No.	m <sup>2</sup> per Package/Pallet
Ash	<b>FSC</b>	White oil	Classic	T/G	21,5 x 182 x 2190	14301753	1,99 / 89,55
Ash	<b>FSC</b>	UV-Low gloss lacquer	Classic	T/G	21,5 x 182 x 2190	14301751	1,99 / 89,55
Ash	<b>FSC</b>	UV-Low gloss lacquer, white	Classic	T/G	21,5 x 182 x 2190	14301754	1,99 / 89,55
Oak	<b>FSC</b>	UV-Low gloss lacquer	Classic	T/G	21,5 x 182 x 2190	14301761	1,99 / 89,55
Oak	<b>FSC</b>	UV-Low gloss lacquer, white	Classic	T/G	21,5 x 182 x 2190	14301764	1,99 / 89,55
Merbau		UV-Low gloss lacquer	Classic	T/G	21,5 x 182 x 2190	14301781	1,99 / 89,55
Beech	<b>PEFC</b>	UV-Low gloss lacquer	Classic	T/G	22 x 190 x 2250	14964741	1,71 / 59,85



## 3-STRIP PARQUET AND 1-STRIP WIDEPLANK FOR JOIST OR GLUE DOWN INSTALLATION



### MOLAND 3-STRIP UNIQUE 22/5,2

Middle layer of wood lamellas. Approx. 5,2 mm top layer.  
Up to 3 % can be in shorter lengths.  
Laying: with nail, screws or glue down installation.

Wood type		Surface	Range	Loc	Dimension mm	Item No.	m <sup>2</sup> per Package/Pallet
Ash	<b>PEFC</b>	UV-Low gloss lacquer	Classic	T/G	22/5,2 x 190 x 2250	14962751	1,71 / 59,85
Ash	<b>PEFC</b>	UV-Low gloss lacquer, white	Classic	T/G	22/5,2 x 190 x 2250	14962754	1,71 / 59,85
Oak	<b>PEFC</b>	UV-Low gloss lacquer	Classic	T/G	22/5,2 x 190 x 2250	14962761	1,71 / 59,85
Oak	<b>PEFC</b>	UV-Low gloss lacquer, white	Classic	T/G	22/5,2 x 190 x 2250	14962764	1,71 / 59,85

### MOLAND 1-STRIP

Middle layer of wood lamellas. Approx. 3,6 mm top layer.  
Two-sided micro bevel on the long side.  
Up to 12,5 % can be in shorter lengths.  
\*Approx. 3,5 mm top layer and up to 16 % can be in shorter lengths.  
Laying: with nail, screw or glue down installation.

Wood type		Surface	Range	Loc	Dimension mm	Item No.	m <sup>2</sup> per Package/Pallet
Ash		UV-Low gloss lacquer, white	Classic	T/G	22 x 189 x 1860	13154329	2,11 / 101,28
Oak*	<b>PEFC</b>	UV-Low gloss lacquer	Classic	T/G	22 x 190 x 1830	14930661	1,39 / 76,45
Oak*	<b>PEFC</b>	UV-Low gloss lacquer, white	Classic	T/G	22 x 190 x 1830	14930664	1,39 / 76,45




## VINYL FOR FLOATING INSTALLATION

### MOLAND VINYL CORK 1-STRIP

Vinyl Wideplank with 2 mm toplayer. Loc on 4 sides.  
Four-sided micro bevel.

Type	Range	Loc	Dimension mm	Item No.	m <sup>2</sup> per Package/Pallet
Classic White Oak	Design	M2	7 x 228 x 1220	10004001	2,78 / 133,44
PearlGrey Oak	Design	M2	7 x 228 x 1220	10004002	2,78 / 133,44
White Ash	Design	M2	7 x 228 x 1220	10004003	2,78 / 133,44


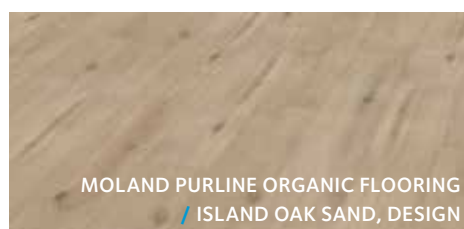




## PURLINE ORGANIC FLOORING FOR FLOATING INSTALLATION



### MOLAND PURLINE ORGANIC FLOORING

Type	Range	Loc	Dimension mm	Item No.	m <sup>2</sup> per Package/Pallet
Calistoga Cream	Design	M5	9 x 237 x 1845	10200211	2,19 / 105,12
Calistoga Grey	Design	M5	9 x 237 x 1845	10200212	2,19 / 105,12
Calistoga Nature	Design	M5	9 x 237 x 1845	10200213	2,19 / 105,12
Garden Oak	Design	M5	9 x 237 x 1845	10200214	2,19 / 105,12
Island Oak Sand	Design	M5	9 x 237 x 1845	10200215	2,19 / 105,12
Dacota Oak	Design	M5	9 x 237 x 1845	10200216	2,19 / 105,12





**moland** //

- / Durable
- / Easy to clean and maintain
- / Fashionable design
- / Wide boards
- / Modern tiles
- / Supreme quality in every detail

HIGH PERFORMANCE  
**LAMINATE**



## LAMINATE FOR FLOATING INSTALLATION

### MOLAND HIGH PERFORMANCE LAMINATE, TILES


Four-sided micro bevel.  
Utility class 23/32 AC4

Type		Range	Loc	Dimension mm	Item No.	m <sup>2</sup> per Package/Pallet
Dark Grey	<b>PEFC</b>	Design	E5	8 x 327 x 1291	10100220	2,53 / 101,20

### MOLAND HIGH PERFORMANCE LAMINATE, 1-STRIP

Four-sided micro bevel.  
Utility class 23/32 AC4

Type		Range	Loc	Dimension mm	Item No.	m <sup>2</sup> per Package/Pallet
Nordic Pine	<b>PEFC</b>	Design	E5	8 x 193 x 1291	10100221	1,99 / 119,40
Brown Oak	<b>PEFC</b>	Design	E5	8 x 193 x 1291	10100222	1,99 / 119,40
White Sand Oak	<b>PEFC</b>	Design	E5	8 x 193 x 1291	10100223	1,99 / 119,40
Light Cream Oak	<b>PEFC</b>	Design	E5	8 x 193 x 1291	10100224	1,99 / 119,40
Grey Oak	<b>PEFC</b>	Design	E5	8 x 193 x 1291	10100225	1,99 / 119,40
Washed Oak	<b>PEFC</b>	Design	E5	8 x 193 x 1291	10100226	1,99 / 119,40
Noble Oak	<b>PEFC</b>	Design	E5	10 x 245 x 2050	10100320	2,51 / 82,83
Sand Oak	<b>PEFC</b>	Design	E5	10 x 245 x 2050	10100321	2,51 / 82,83
Classic Oak	<b>PEFC</b>	Design	E5	10 x 245 x 2050	10100322	2,51 / 82,83
Smoked Oak	<b>PEFC</b>	Design	E5	10 x 245 x 2050	10100323	2,51 / 82,83
Driftwood Pine	<b>PEFC</b>	Design	E5	10 x 245 x 2050	10100324	2,51 / 82,83



RUBBER JOINTS FOR SHIP DECK FLOORS



MOLAND RUBBER JOINTS

Incl. milling, 6 mm wide, black or grey rubber joints.  
Can be glued in groove and tongue.  
Ship deck floors are an order item.

Type	Dimension mm	Item No.	Plank width
Rubber joints, Black	Length x 6 x 6	10252014	Widths over 150 mm
Rubber joints, Black	Length x 6 x 6	10252015	Widths under 150 mm
Rubber joints, Grey	Length x 6 x 6	10252012	Widths over 150 mm
Rubber joints, Grey	Length x 6 x 6	10252013	Widths under 150 mm
*Milled groove for sealant, excl. sealant	Length x 6 x 6	10252008	All widths

The rubber joint cannot be used with all floors from Moland. Please call and ask.

\*By milled groove for sealant – please contact our technical department.

Remember to ask for special laying instruction for ship deck floor and the special impact block.



## ACCESSORIES

### UNDERLAY

Type			Item No.
Molatex - made of cotton and PP fibres	roll of 1 x 30 metres - 2,0 mm <sup>1)</sup>		102738
Molafilt - made of cotton and PP fibres with moisture barrier	roll of 1 x 30 metres - 2,0 mm <sup>2)</sup>		102706
Molalit - 1 mm Polyethylene Foam	roll of 0,045 x 20 metres (self-adhesive for joists)		102607
MolaSound Plus, without moisture barrier	roll of 1 x 6 metres - 2,6 mm <sup>1)</sup>	20 dB/29 %	102784
MolaSound Plus, with moisture barrier	roll of 1 x 6 metres - 2,6 mm <sup>2)</sup>	20 dB/29 %	102783
MolaSilence Plus, without moisture barrier	roll of 1,1 x 18,2 metres - 1,6 mm	18 dB/14 %	102786
MolaSilence Plus, with moisture barrier	roll of 1,1 x 18,2 metres - 1,6 mm	18 dB/14 %	102785
MolaSound adhesive alu tape	roll of 0,050 x 50 metres		102746

1) Wood, chipboard and other organic materials.

2) Concrete and other inorganic materials.



### LAYING AND COVERING

Type			Item No.
Moland floor cardboard	roll of 1 x 30 metres		102791
Tension steel "Proff" 55 cm			102909
Impact block in hard wood 25 cm			102910
Impact block with handle in synthetic material			102919
Impact block with handle in synthetic material for ship's deck floor			109211
Impact block with handle "Proff" in synthetic material 70 cm			102918
Moland click wedges, plastic, bucket with 100 pcs			102907

### PRIMER AND GLUE FOR GLUE DOWN INSTALLATION

Type			Item no.
Thomsit Primer R740	Bucket of 12 kg.		60500101
Thomsit glue P695	Bucket of 16 kg.		60500001



For further information, general instructions for Moland floors, laying instructions etc. please see our homepage **[www.moland.com](http://www.moland.com)**







## MOLAND – SIMPLE AS THAT

### When quality is important

With Moland it is easy. Simply because all our products are of high quality and therefore meet the expectations of the most demanding customers. Simply because you can be sure that your goods will be dispatched the next day. And simply because our consulting team is always at your disposal if you have questions regarding dimensioning, installation or choice of materials.

- / High quality products.
- / Order today before 1.30 pm  
– and the goods will be loaded the next day.
- / Delivery within 2-5 working days.
- / More than 300.000 m<sup>2</sup> floor on stock.
- / Sustainability is important to us.
- / High level of service – qualified employees.

## CONTACT MOLAND



**Carsten Rønberg**  
CEO



**Jens Klampe**  
Export manager

Tel: +45 96 14 50 15  
Mobile: +45 22 22 29 10  
E-mail: jkl@moland.dk



**Tina Frølund**  
Export assistant

Tel: +45 96 14 50 12  
E-mail: tf@moland.dk

## GENERAL INSTRUCTIONS FOR MOLAND WOOD-FLOORING

Do not break the packaging prior to installation. Store at 20 °C and a normal relative humidity (RH) of 30–65 % for min. 2 days before installation. Do not place the packages directly on newly poured concrete. Carefully read all instructions before installation.

**NB: Inspect all boards in daylight prior to installation. Remove boards with visible defects, such as finishing, dimensions, colours, height differences etc. Complaints against installed boards with visible defect will not be accepted.**

Floor heating: All Moland floor is suitable for floor heating except Beech and Maple.

**Ship deck-floor:** Please see special laying instruction.

**Glue down installation:** Please see special laying instruction.

### On delivery:

- / Check for transport damages, and that the delivered goods correspond to the delivery note.
- / Transport damages must immediately be notified to the freight carrier and clearly written on the CMR consignment note (not on the delivery note!). Make sure the carrier confirms the damage.
- / Store at 20 °C and a normal relative humidity (RH) of 30–65 % for min. 2 days before installation

### Unpacking boards:

- / Check all boards in daylight before installing.
- / Boards with visible defects exceeding the tolerances, such as difference in dimensions, gloss or colour should be sorted out. Such boards will be exchanged free of charge. Some boards with acceptable minor defects can be used where they are not visible or where cut-offs are required.
- / Packs can contain shorter lengths.
- / Please note that complaints against installed boards with defects will not be accepted.
- / Particularly for plank flooring: Please note, cracks and scratches caused by shrinkage, small cracks across the grain, in and around knots, may occur.

### Moisture conditions/moisture barrier:

- / Building damp shall be under control, i.e. constant between 30–65 % relative humidity depending on season, before installing the floor.
- / Building must be sealed. All work involving water-based materials such as plaster, paint etc. must be completed and all materials must be completely dry.

- / Heating appliances must be in operation at approx. 20 °C in the room.
- / The room must have been heated and ventilated for at least 4 weeks before installing the floor.
- / Moisture content in concrete, corrective levelling etc must correspond to the normal seasonal relative humidity, i.e. residual moisture content in concrete of max. 65 %.
- / If PE foil is used (min. 0.20 mm), the floor can be laid on concrete with residual moisture content of max. 85 %, on the condition that the relative air humidity in the room does not exceed 65 %.

### On concrete and tiles:

- / The surface must be absolutely level ( $\pm 2$  mm on a 2 m straight edge or  $\pm 0.6$  mm on a 0.25 m straight edge), filler can be used for levelling out.
- / Old carpets and the like must be removed.
- / Always place a moisture barrier (min. 0.20 mm PE film) with min. 10–15 cm overlap, taped together and running 10–15 cm up the walls.

### Installing on existing wooden floor:

- / The surface must be firm and level ( $\pm 2$  mm on a 2 m straight edge or  $\pm 0.6$  mm on a 0.25 m straight edge). The floor must not give or sway.
- / Old carpets and the like must be removed.
- / Loose boards must be nailed or screwed.
- / If there are wide gaps between boards, it is recommended to install the new boards crosswise.
- / If the floor is uneven, it must be evened out with a levelling compound or filler, or planed flat. 19 mm tongue and groove chipboard sheets can be installed.
- / NB: Do not use moisture barriers on old wood floors or other organic materials.
- / Sound insulation: for further information, please go to Moland's Homepage [www.moland.com](http://www.moland.com)

### Things to remember when installing a free floating floor:

- / The surface must be firm and level ( $\pm 2$  mm on a 2 m straight edge or  $\pm 0.6$  mm on a 0.25 m straight edge). Filler can be used for levelling out.
- / The new floor must be allowed free movement and not fixed to the sub-surface.
- / There must be min. 10 mm gap between adjoining structures (e.g. kitchen plinths), installations etc. and the floor.
- / Do not install the floor under fixed cupboards, stoves, partition walls, kitchen cabinets etc.

- / Break the floor at door openings with an expansion joint.
- / Divide large floor areas with an expansion joint (max. area 8 x 12 m. 12 m along the boards).
- / Skirting boards and other mouldings must be nailed to the wall – not to the floor.
- / Doorstops and the like mounted on the floor must not lock the floor.
- / Foam subfloors are not allowed thicker than 2 mm.

### Treatment/maintenance/cleaning:

- / Cover the floor after installing, especially where traffic during building work can occur. Thick greyboard sheeting is recommended. Protective materials must be diffusion-open and not discolour the floor surface. Do not tape protective materials to the floor surface.
- / Always clean your wood floors periodicaly with a professional wood floor cleaning product recommended by a wood flooring professional or your retailer. Claims/damages that may be referred to lack of maintenance/not following guidelines and inexpedient indoor climate or incorrect building structures, are not entitled complaints. Maintenance instructions can be downloaded at [www.moland.com](http://www.moland.com).
- / By oiled floors we recommend that you apply an extra coat of oil before the floors are taken into use. In heavily trafficked areas (such as kitchens, offices, business premises, etc.), the floor MUST always have an extra coat of oil before taken into use.
- / Felt under chairs and table legs are recommended to protect wood floors. We also recommend the use of acrylic sheets under office chairs and mats at entrances to protect against damp and dirt. Office chairs should be fitted with special protective wheels.

### General instructions:

Whether a floor should be varnished or oiled depends on individual taste and home décor. An oiled wood floor brings out the natural colours and grain of the wood, and minor repairs are easy to make if an accident should happen. Even though Moland oiled floors are fully treated and ready to use, a little extra care initially should be given, i.e. washing and oiling to achieve a uniform, well-oiled finish. It is recommended to give the floor an extra coat of oil before taken into use (heavily trafficked area MUST always have an extra coat of oil before taken into use).



Wood floors may appear with difference in gloss and colour, especially when seen in direct lighting. Differences in colour and gloss, which can only be seen in direct light, are not covered by warranty.

Please note that the different wood types have different properties. Wood will always be affected by air humidity. Hygroscopicity is one of the natural properties of wood. This means that the wood adapts its own moisture content to its surroundings. This process is described as the wood 'breathing' (expanding and contracting).

At air humidity of over 65 % (in the summer) or under 30 % (in the winter) the dimensions of wood floors can therefore change visibly (warping/bending in the summer, gaps in the winter).

Wooden floors as well as human beings require a healthy indoor climate with relative air humidity of approx. 50 % (min. 30 % and max. 65 % for very short periods) and a room temperature of approx. 20°C. If air humidity drops when the heating is on, we recommend using an electric humidifier (condenser) to avoid extreme dehydration of your wood floor.

Humidifiers must be used when the heating is first switched on. Use of a hygrometer is recommended.

These laying instructions are based on extensive experience, and will provide the best form of guidance. To reduce the risk of error, we have included negative information and warnings. However, these laying instructions cannot contain details of all possible aspects related to a versatile material such as wood. We cannot be held liable for errors made during installing, as the correct workmanship is beyond our control.



MOLALOC+ OLD FASHION 1-STRIP  
/ OAK, WHITE OIL BRUSHED SAWCUT, LIVING



Strandvejen 16  
DK-7800 Skive

**T** +45 9614 5000  
**Email** [moland@moland.com](mailto:moland@moland.com)

[www.moland.com](http://www.moland.com)